

Winlet
1000



Pat. Pending

A GOOD WORKING ENVIRONMENT » LESS DAMAGE TO MATERIALS » SATISFIED EMPLOYEES » STRONG BACKS » FASTER INSTALLATION..

Winlet 1000 - a revolutionary new way of installing windows. Using the Winlet 1000 window robot, you can quickly and dramatically improve health and safety at work. Window elements weighing up to 1.000 kg can be lifted, transported and installed easily, without straining the back. The result will show on your bottom line, because your employers will be happier and more efficient, damage will be reduced and installation will be speeded up. Finally - a window robot which meets H&S requirements and improves efficiency.

WWW.WINLET.DK



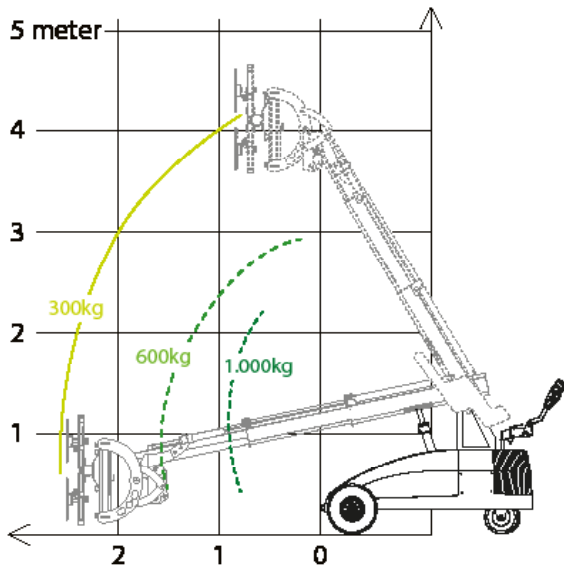
LIFTS ALL AIR PROOF ITEMS

Winlet 1000 can easily be adapted to lift a wide range of materials by changing the suction cups. This makes Winlet 1000 ideal when handling:

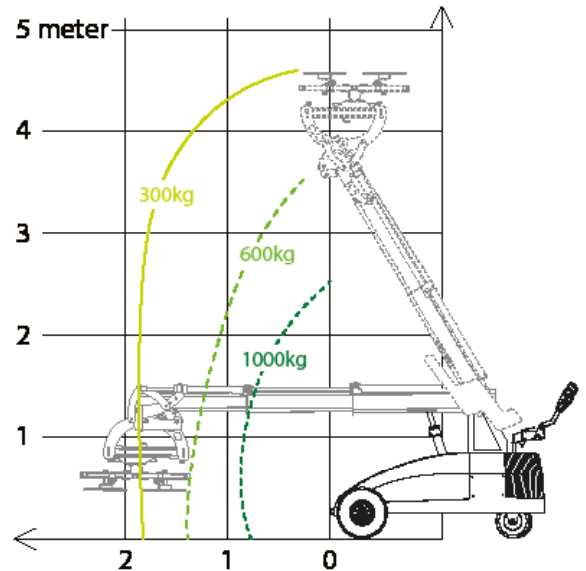
GRANITE
CONCRETE
PLASTERBORDS
STEEL PLATES

WOODEN PLATES
TILES
FIRE DOORS

REACH DIAGRAM

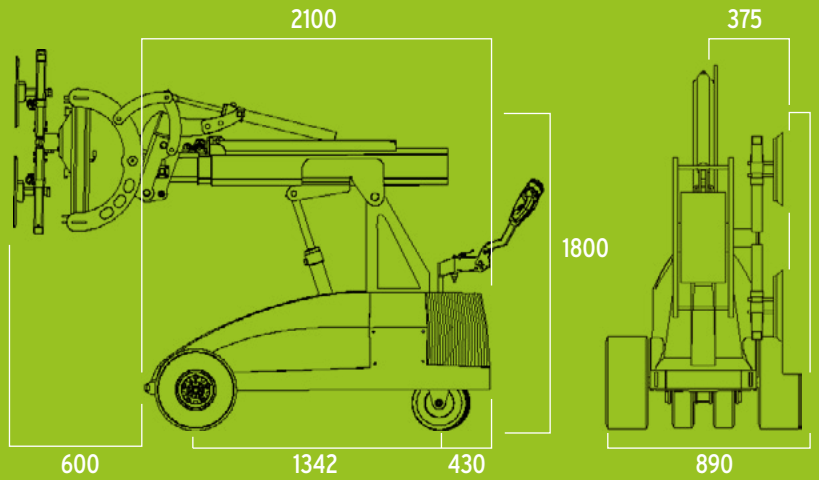


PICKUP AND PLACE DIAGRAM



MAXIMUM CAPACITY - MINIMUM SPACE

Winlet 1000 combines superior lifting capacity and reach with a unique and compact design. Only with Winlet 1000, you can handle heavy elements up to 1.000 kg bringing it through rough terrain and narrow doorways. Due to the compact design, confined spaces such as elevators and balconies are no problem for Winlet 1000. The low weight of Winlet 1000 makes it possible to use it where heavier construction equipment cannot be used due to surface pressure.



SPECIFICATIONS

EXTERNAL LENGTH	2.100 MM
EXTERNAL WIDTH	890 MM
MAX. LIFTING CAPACITY	1.000 KG
MAX. LOAD AT MAX EXTENSION	300 KG
MAXIMUM CAPACITY ON SIDE	300 KG
TOTAL WEIGHT excl. counterweights	1.300 KG
TOTAL WEIGHT incl. counterweights	1.850 KG
MIN. EXTENSION (Front bumper to suction cup)	600 MM
MAX. EXTENSION (Front bumper to suction cup)	2.500 MM
MAX. LIFTING HEIGHT (to center of lifting yoke)	4.100 MM
HYDRAULIC SIDE OFFSET	75 MM
FINE LIFT ON ARM	200 MM
TILT FUNCTION	180 DEGREES
HYDRAULIC ROTATION	180 DEGREES
SUCTION CUPS	4 x ø410mm
BATTERIES	2 X 150 AH

ACCESSORIES



- **TWIN WHEELS** - for extra rough terrain
- **SUPPORT WHEELS** - for extra stability
- **LIFTING FORK & LIFTING HOOK** - for lifting of pallets or with straps
- **FORKLIFT ADAPTER** - for use in telehandler or forklift
- **LIFTING SLING** - for lifting the Winlet in crane hook
- **RADIO REMOTE CONTROL**

SUPERIOR USEABILITY



Multifunction control panel in operatorfriendly design with integrated buttons and signal lights, Double action safety keys and Gyro functionality are both in the standard setup on the Winlet 1000.

Dealer:

GMV A/S (SOUTH)
INDUSTRI-PARKEN 1
DK - 7182 BREDSTEN

GMV A/S (NORTH)
INDUSTRIVEJ 10
DK - 7620 LEMVIG

TEL +45 7573 8247
CVR DK 21801283
WWW.GMVAS.DK
WWW.WINLET.DK
WWW.ERGOMOVER.DK

GMV
Cranes and Handling